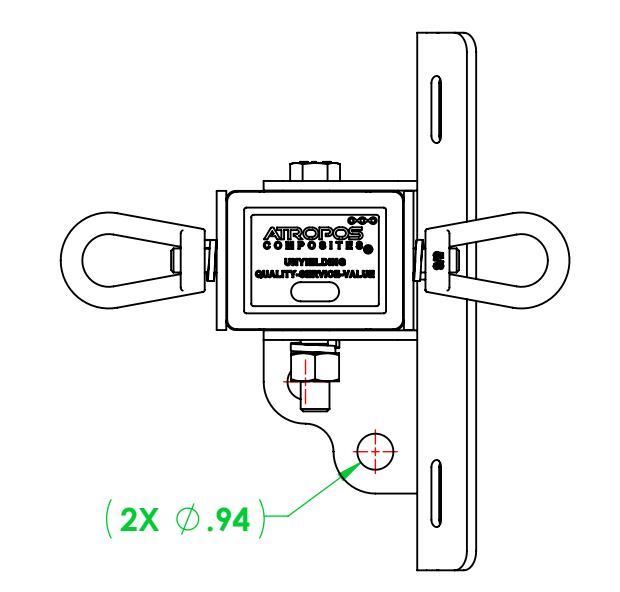
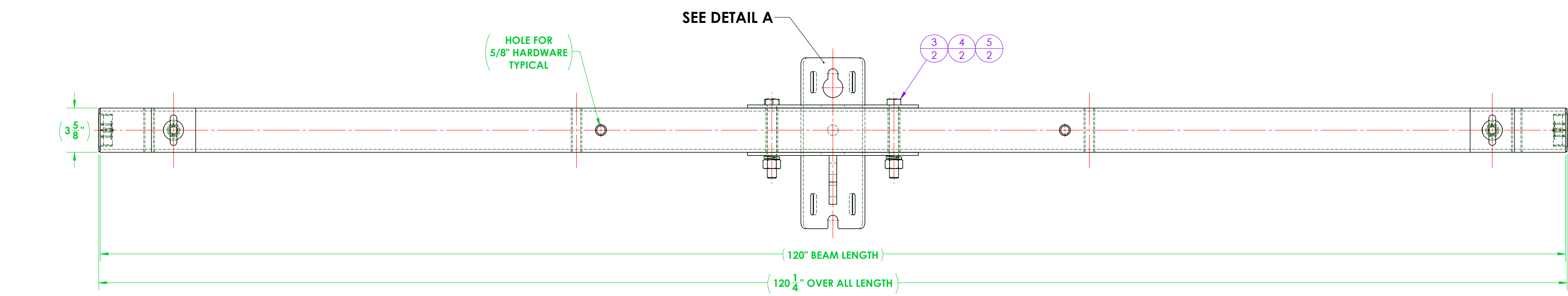
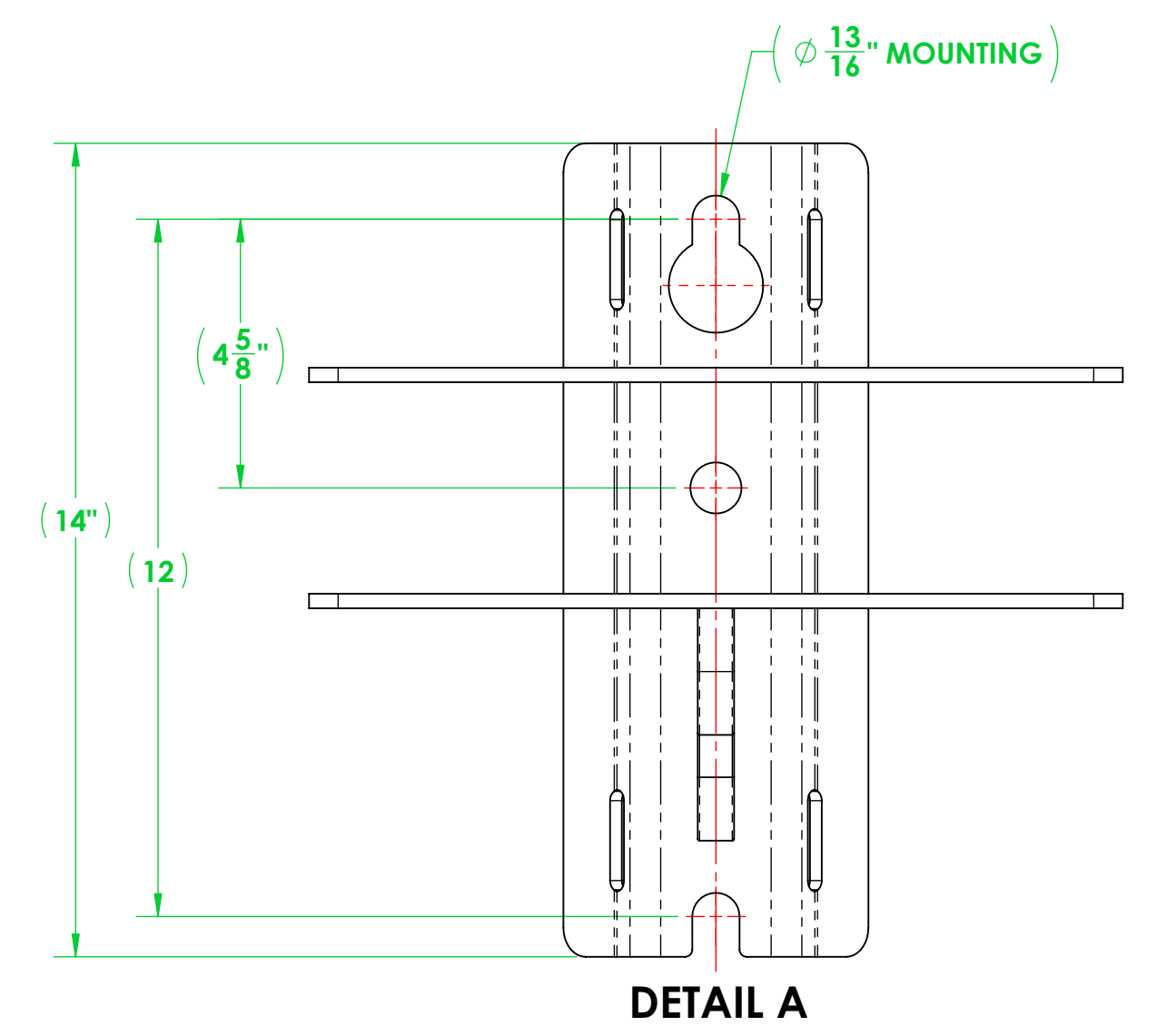
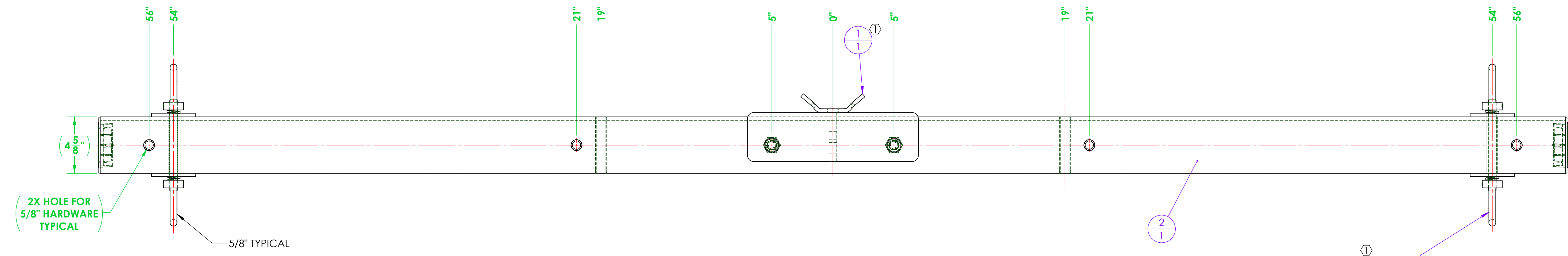


REVISIONS			
REV.	DESCRIPTION	DATE	APPROVED
-	NEW RELEASE	-	-
1	MOUNTING BRACKET WAS FABRICATED NOW PURCHASED. PLATE WASHERS WERE FABRICATED NOW PURCHASED.	4/22/2026	F. BRYANT



ITEM NO.	PART NUMBER	DESCRIPTION	QTY.
① 1	A700-0044	CROSSARM MOUNTING BRACKET, DEADEND, 3400 SERIES	1
2	3402A120-D312-2R10 CA	ASSEMBLY, 3402 DEADEND CROSSARM, 10'	1
3	A616-0020-02	BOLT, HEX, 3/4"-10 X 6.00" LONG, HOT DIPPED GALVANIZED STEEL, 1-1/8" DRIVE	2
4	A616-0042-01	LOCK WASHER, FOR 3/4" SCREW, 0.766" ID, 1.265" OD, 0.188" THICK, HOT-DIPPED GALVANIZED STEEL	2
5	A616-0019-02	EXTREME STRENGTH NUT, HEX, 3/4"-10, 2H, HOT-DIPPED GALVANIZED	2
6	A616-0042-02	LOCK WASHER, FOR 5/8" SCREW, 0.641" ID, 1.073" OD, 0.156" THICK, HOT-DIPPED GALVANIZED STEEL	4
7	A700-0049	WASHER, SQUARE, 3.625" X 3.625" X 0.25 THICK WITH 0.66 THRU HOLE	4
8	A616-0017-02	EYENUT, 5/8"-11, GALVANIZED STEEL	4
① 9	A711-0044	ALL-THREAD, 5/8"-11 X 7.50" LONG, GALV. STEEL	2

GENERAL NOTES	UNLESS OTHERWISE SPECIFIED	NAME	DATE
	DIMENSIONS ARE IN INCHES STANDARD TOLERANCES	DRAWN: F. BRYANT	10/16/2025
FRAC TIONAL: ±1/32 ANGULAR: MACHINED: ±0.5° BEND: ±2° TWO PLACE DECIMAL: ±0.03 THREE PLACE DECIMAL: ±0.005 INTERFERE GEOMETRIC TOLERANCING PER: ANSI Y14.5	CHECKED		
	ENG APPR.		
	MFG APPR.		
	Q.A.		
MATERIAL	PROPRIETARY AND CONFIDENTIAL		
FINISH	THE INFORMATION CONTAINED IN THIS DRAWING IS THE SOLE PROPERTY OF VETLURS. ANY REPRODUCTION IN PART OR AS A WHOLE WITHOUT THE WRITTEN PERMISSION OF VETLURS IS PROHIBITED.		
DO NOT SCALE DRAWING	TITLE: ASSEMBLY, RUS, 3402, DEADEND, (2) WIRE, CROSSARM WITH GAIN, 10'		SIZE DWG. NO. REV
	SCALE: 1:8 WEIGHT: 79.45		D3402A120-D312-2R10 1
	SHEET 1 OF 1		

